

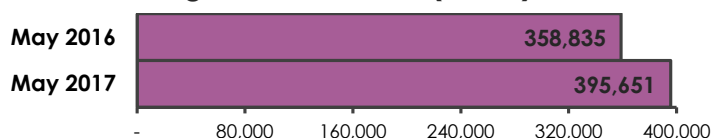
## Metropolitan Library System

### Usage Summary

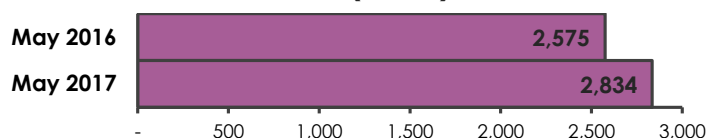
Month of May

FY2016-2017

#### Registered Members (10.3%)



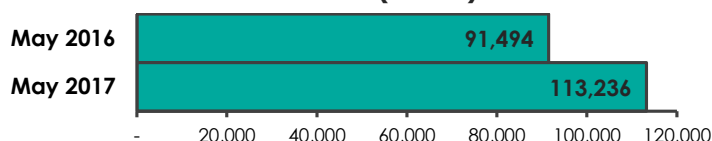
#### New Members (10.1%)



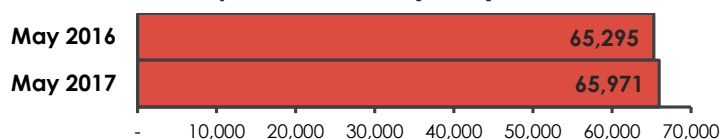
#### Circulation (1.8%)



#### eBooks & eAudio (23.8%)



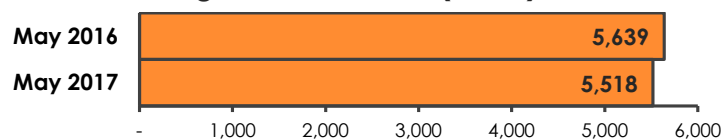
#### Computer Sessions (1.0%)



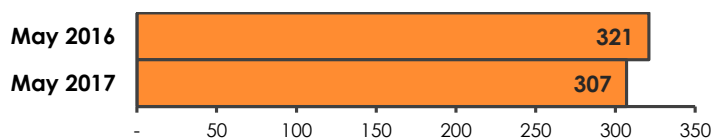
#### Wi-Fi Sessions (28.3%)



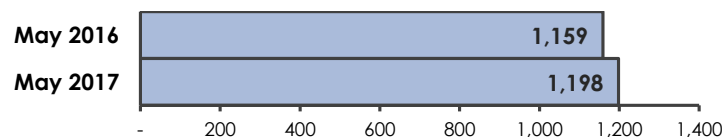
#### Program Attendance (-2.1%)



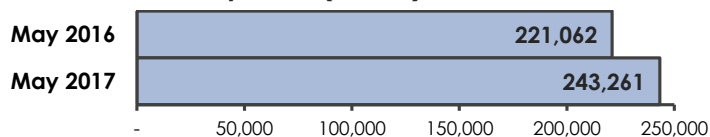
#### Programs (-4.4%)



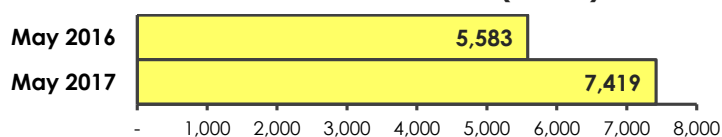
#### Room Reservations (3.4%)



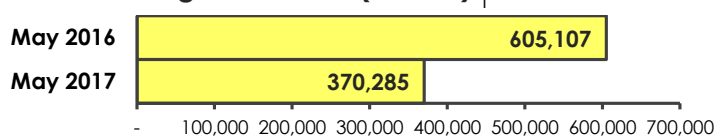
#### Library Visits (10.0%)



#### Social Media Interactions (32.9%)



#### Digital Sessions (-38.8%)<sup>1</sup>



1. A decrease in LS2PAC session counts began in late March of 2017, the nature of which suggests a technological change in addition to any change in usage.

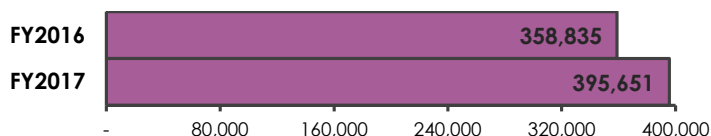
# Metropolitan Library System<sub>1</sub>

## Usage Summary

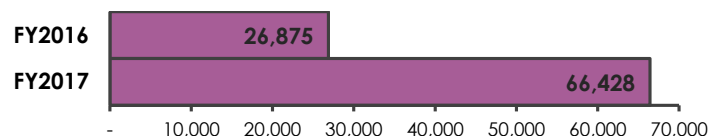
Fiscal Year-to-Date

**FY2016-2017**


### Registered Members (10.3%)




### New Members (147.2%)



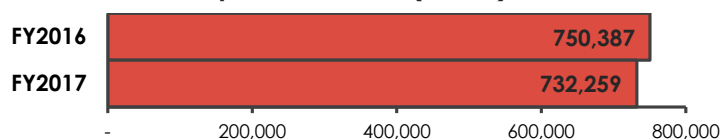
### Circulation (-3.3%)



### eBooks & eAudio (9.7%)



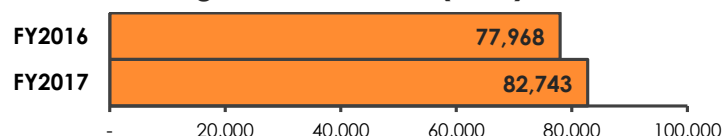
### Computer Sessions (-2.4%)



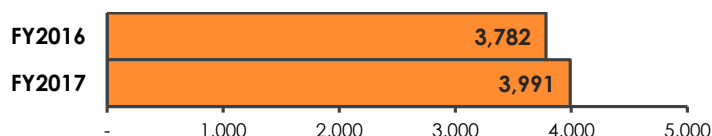
### Wi-Fi Sessions (9.3%)



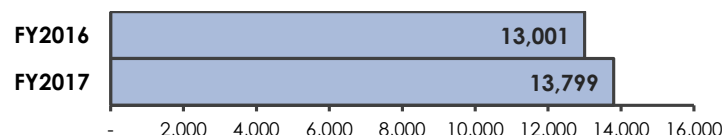
### Program Attendance (6.1%)




### Programs (5.5%)



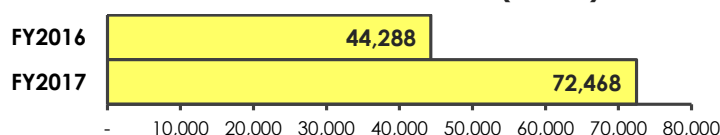
### Room Reservations (6.1%)




### Library Visits (5.9%)<sub>2</sub>



### Social Media Interactions (63.6%)



### Digital Sessions (-17.5%)<sub>3</sub>



1. Edmond Library closed for improvements November 7, 2016 through December 4, 2016.

2. Upgraded library visits sensors online beginning July 2016.

3. A decrease in LS2PAC session counts began in late March of 2017, the nature of which suggests a technological change in addition to any change in usage.

## I. DEFINITIONS

### ***Registered Members***

Count of individuals designated as primary, reciprocal, annual fee, school, outreach or ONEcard borrowers who retain library privileges and have physically or virtually interacted with the library system within the preceding 5 years.

### ***New Members***

Count of individuals designated as primary, reciprocal, annual fee, school, outreach or ONEcard borrowers who have obtained library privileges within the specified timeframe.

### ***Circulation***

Count of checkouts or renewals of physical or virtual items. (Includes Overdrive, Freegal and Zinio items)

### ***eBooks & eAudio***

Count of charges or renewals of virtual items within the specified timeframe. (Includes Overdrive)

### ***Computer Sessions***

Count of logon instances by library customers for the in-house use of desktop computers.

### ***Wireless Sessions***

Count of logon instances by library customers accessing the World Wide Web via the library's Wi-Fi network.

### ***Program Attendance***

Count of attendance for publicly held programs of type 1, defined as being, "Metropolitan Library System programs or events for library staff or the public, which are initiated, authorized, produced, scheduled, promoted in whole or part by the library to accomplish its mission and strategic plan."

### ***Programs***

Count of publicly held programs of type 1. (See definition of type 1 under Program Attendance)

### ***Room Reservations***

Count of meeting room reservations placed for purposes other than those of type 1. (See definition of type 1 under Program Attendance)

### ***Library Visits***

Count of physical entries into library facilities open to the general public.

### ***Social Media Interactions***

Count of activities generated (e.g. comments, likes, shares, retweets, replies, follows, favorites) in response to social media content posted via Facebook, Twitter or Instagram.

### ***Digital Sessions***

Count of access instances by individuals with [www.metrolibrary.org](http://www.metrolibrary.org), [catalog.metrolibrary.org](http://catalog.metrolibrary.org), [emedia.metrolibrary.org](http://emedia.metrolibrary.org), [jobs.metrolibrary.org](http://jobs.metrolibrary.org), [www.supportmls.org](http://www.supportmls.org) or [metrolibrary.beanstack.org](http://metrolibrary.beanstack.org) and defined as being, "... the period time a user is actively engaged with [the] website..."