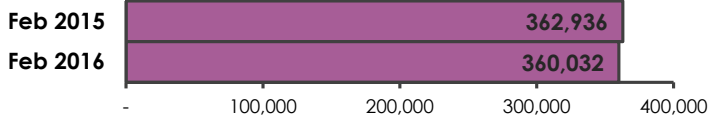


---

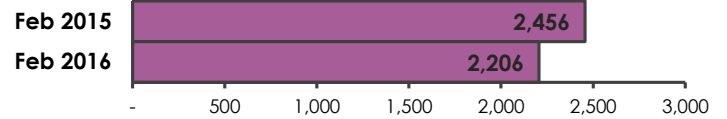
Metropolitan Library System  
**Usage Summary**  
Month of February  
**FY2015-2016**

---

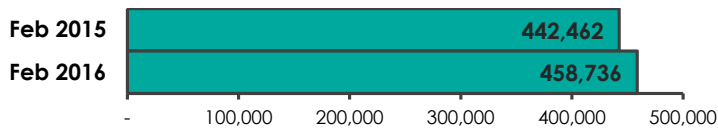
### Registered Borrowers



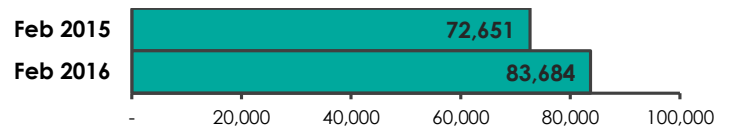
### New Borrowers



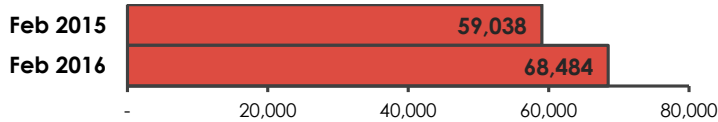
### Circulation



### eBooks & eAudio



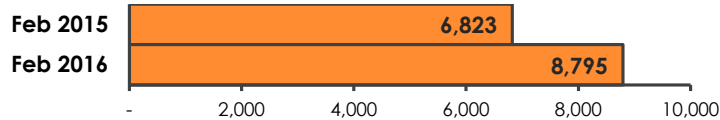
### Computer Sessions



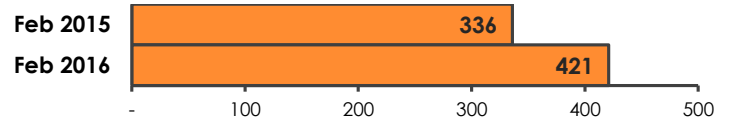
### Wireless Sessions†

**151,099**

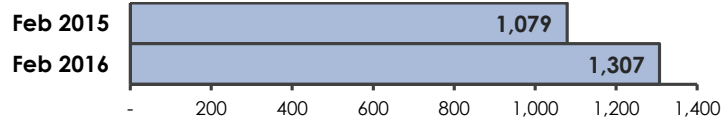
### Program Attendance



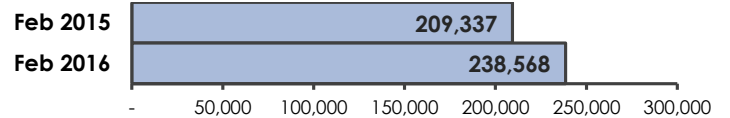
### Programs



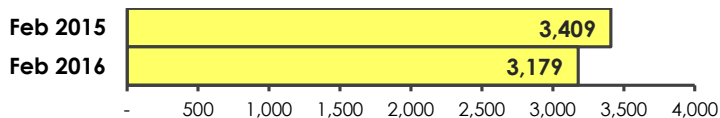
### Room Reservations



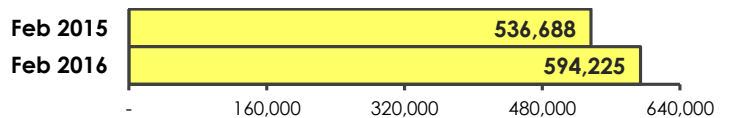
### Library Visits



### Social Media Interactions



### Digital Sessions



---


†February 2015 wireless session counts are unavailable.

---

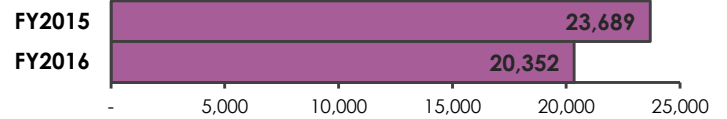
Metropolitan Library System  
**Usage Summary**  
Fiscal Year-to-Date  
**FY2015-2016**

---

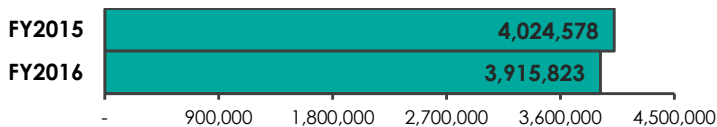
**Registered Borrowers**




**New Borrowers**



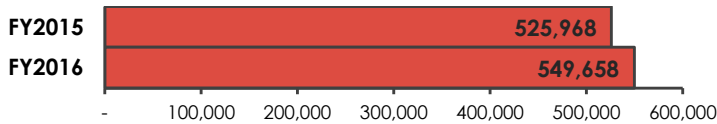
**Circulation**



**eBooks & eAudio**



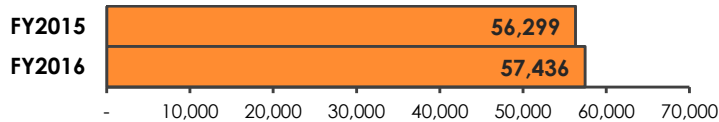
**Computer Sessions**



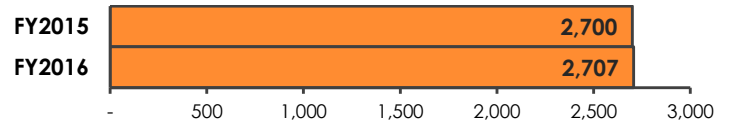
**Wireless Sessions†**

**1,170,155**

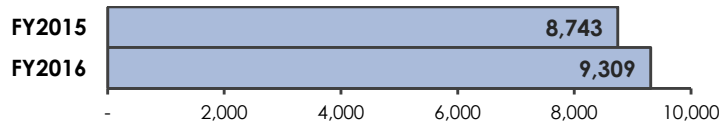
**Program Attendance**



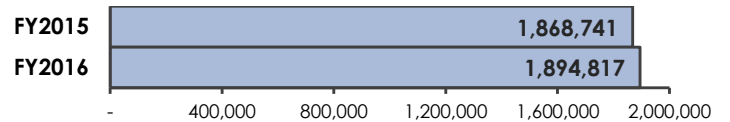
**Programs**



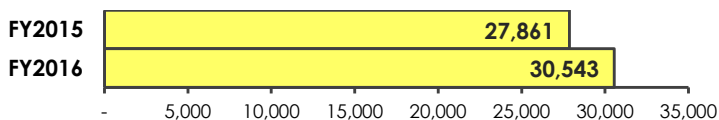
**Room Reservations**



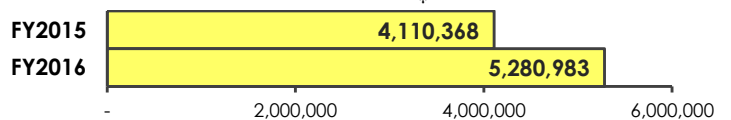
**Library Visits**



**Social Media Interactions**



**Digital Sessions‡**



† FY2015 wireless session counts are unavailable.

‡ catalog.metrolibrary.org session counts replaced CyberMARS logon counts beginning September 2014.

---

## I. DEFINITIONS

### ***Registered Borrowers***

Count of individuals designated as primary, reciprocal, annual fee, school or outreach borrowers who retain library privileges and have physically or virtually interacted with the library system within the preceding 5 years.

### ***New Borrowers***

Count of individuals designated as primary, reciprocal, annual fee, school or outreach borrowers who have obtained library privileges within the specified timeframe.

### ***Circulation***

Count of checkouts or renewals of physical or virtual items. (Includes Overdrive, Freegal and Zinio items)

### ***eBooks & eAudio***

Count of charges or renewals of virtual items within the specified timeframe. (Includes Overdrive)

### ***Computer Sessions***

Count of logon instances by library customers for the in-house use of desktop computers.

### ***Wireless Sessions***

Count of logon instances by library customers accessing the World Wide Web via the library's Wi-Fi network.

### ***Program Attendance***

Count of attendance for publicly held programs of type 1, defined as being, "Metropolitan Library System programs or events for library staff or the public, which are initiated, authorized, produced, scheduled, promoted in whole or part by the library to accomplish its mission and strategic plan."

### ***Programs***

Count of publicly held programs of type 1. (See definition of type 1 under Program Attendance)

### ***Room Reservations***

Count of meeting room reservations placed for purposes other than those of type 1. (See definition of type 1 under Program Attendance)

### ***Library Visits***

Count of physical entries into library facilities open to the general public.

### ***Social Media Interactions***

Count of activities generated (e.g. comments, likes, shares, retweets, replies, follows, favorites) in response to social media content posted via Facebook, Twitter or Instagram.

### ***Digital Sessions***

Count of access instances by individuals with [www.metrolibrary.org](http://www.metrolibrary.org), [catalog.metrolibrary.org](http://catalog.metrolibrary.org), [emedia.metrolibrary.org](http://emedia.metrolibrary.org), [jobs.metrolibrary.org](http://jobs.metrolibrary.org), [www.supportmls.org](http://www.supportmls.org) or [metrolibrary.evanced.info](http://metrolibrary.evanced.info) and defined as being, "... the period time a user is actively engaged with [the] website..."