


PrinterOn Mobile Printing

PrinterOn is a company that has partnered with Envisionware to allow mobile printing to LPT:One Print Release Terminals (PRT's). Provided that customers have access to the devices that allow them to send print jobs, little staff action should be necessary, aside from pointing customers in the direction of the print release terminal.

Print jobs can be sent from various devices: laptops, Android devices, iOS devices, Blackberry, and popular eReaders. For that matter, if a customer has a functioning desktop at home but no printer, they can easily get online and send print jobs to the library closest to them for pickup.

A good source of information about the mobile printing service is the printing services page on Metrolibrary.org. This page can be accessed by going to [Services](#) and then to [Printing](#). The direct link is: <http://www.metrolibrary.org/printing>.



Printing: In-Library, Mobile & Offsite

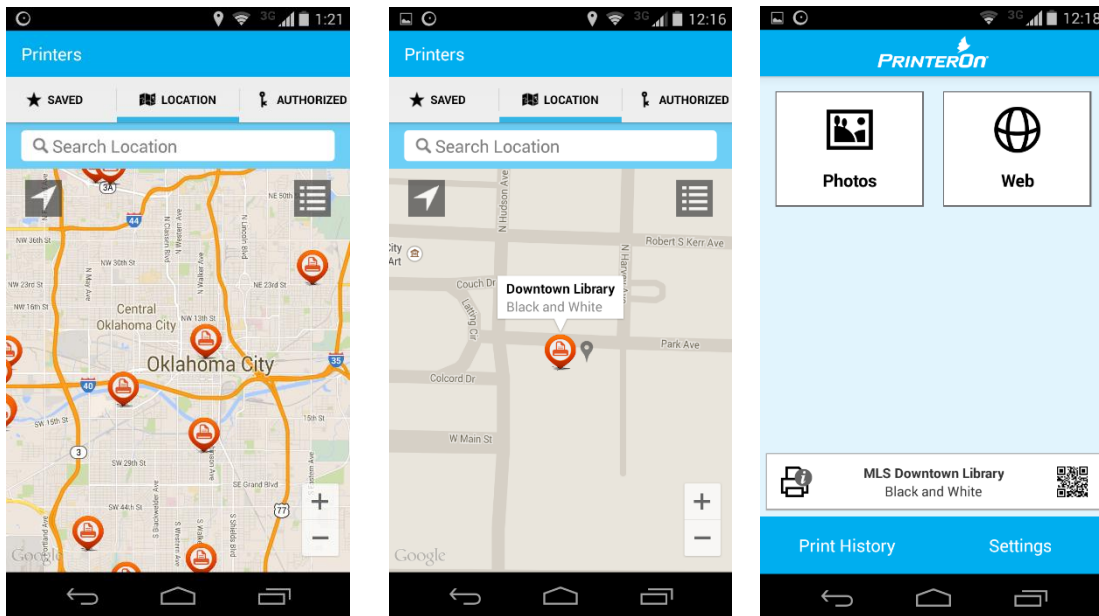
All of our libraries offer in-library printing from our public computers. Our full service library locations now have the ability for you to print from a mobile device or laptop connected to our WiFi or you can print to a library printer from your home or office!

Methods of sending print jobs:

Mobile App

For phone and tablet users, the easiest way to send a print job is via the PrinterOn mobile app, which can be used to print photos and websites. The app is available for free from iTunes as well as from the Google Play store. Further information for Android, iOS, and other devices can be found at: <http://www.printeron.com/apps.html>. The benefit of the mobile app is that it will use the location features of your phone to determine nearby PrinterOn release locations. When a print spot is found on the map, you can switch between color and black & white options by clicking on the print spot icon on the map. Additionally, you can choose to save specific printers to your favorites to easily find them again. Within the settings of the app, you can set up a user account, which is the email address that will be used to send your print jobs.

PrinterOn app for Android screenshots:



Library PrinterOn page

The easiest way for customers on computers to send print jobs is via the webpage that has been designed for each location. From this page, customers can choose Black & White or Color and can either enter a URL to print or upload a document. At this point they will also supply an email address which will be used as their login to access print jobs at the print release terminal.

Welcome to our Patron Printing service. Print virtually any document or web page from your Internet connected PC to one of our Library printers.

2525 Muzzy
Choctaw, OK 73020
UNITED STATES

There is no additional software required. Simply follow these steps:

Printer	User Info	Select Document
<input checked="" type="radio"/> Black and White <input type="radio"/> Color <input type="button" value="Details"/> <p>Your email address is required to release the print job.</p>	<p>Email address:</p> <input type="text"/> <p>Your user information is used to uniquely identify your print jobs.</p> <p>Use this information to obtain your document in</p>	<p>File or URL:</p> <input type="text"/> <input type="button" value="Browse..."/> <p>Browse your computer files to select the document you wish to print.</p> <p>You may also enter the URL of a web page you want printed.</p>

The second page in the printing options allows changing orientation, selecting certain pages to print, and in the case of excel documents, only printing specific sheets.

Printing Options

Page Orientation:

As Saved

☒ All pages

☐ Pages: - (eg, 1-6 or 3-3).

Document options:
Select your options below.

Document type:

Select type

On the final confirmation page, customers will be notified that their job has been processed. Each job should remain in the queue at the library they have chosen for up to 24 hours.

On the print release terminal, note the email address field. This is where customers will enter the same address then entered as they sent the job. Entering this email address should allow them to access any jobs that they sent. Just as with LPT: One, customers will not be charged until they release the print job.

Please enter the requested information below.

If you need additional help, please ask a staff member for assistance.

Library Card Number


OK

Enter your email address if you printed from a mobile device or from outside the library.

Email Address

Cancel

Licensed to:
Metropolitan Library System



English

As always, any questions regarding this service can be directed to the IT Department by calling 2210. Since the product is created by another company, we may not immediately know the answers, but we will always work to find them for you.