


# Introducing kanopy

## What is Kanopy?

Kanopy is a streaming video service offering library members “thoughtful entertainment”: films of unique social and cultural value; films that are often difficult or impossible to access elsewhere, and programming that features diversity, with a wide array of foreign language films and films on race, and current affairs. Kanopy showcases more than 30,000 titles, including award-winning documentaries and acclaimed films, rare and hard-to-find titles, and classic films, with collections from **The Great Courses**, **Kino Lorber**, and **PBS** among many others.




## How does it work?

Kanopy grants access to members through account creation and library card authentication. Once in, an account holder will stay logged in. If logged out, only the username/password is required to reenter Kanopy. Exceptions will be made for members with blocked cards.

## Where can I find and use Kanopy?

From a computer with internet access, iOS, Android, Roku, and Apple TV.



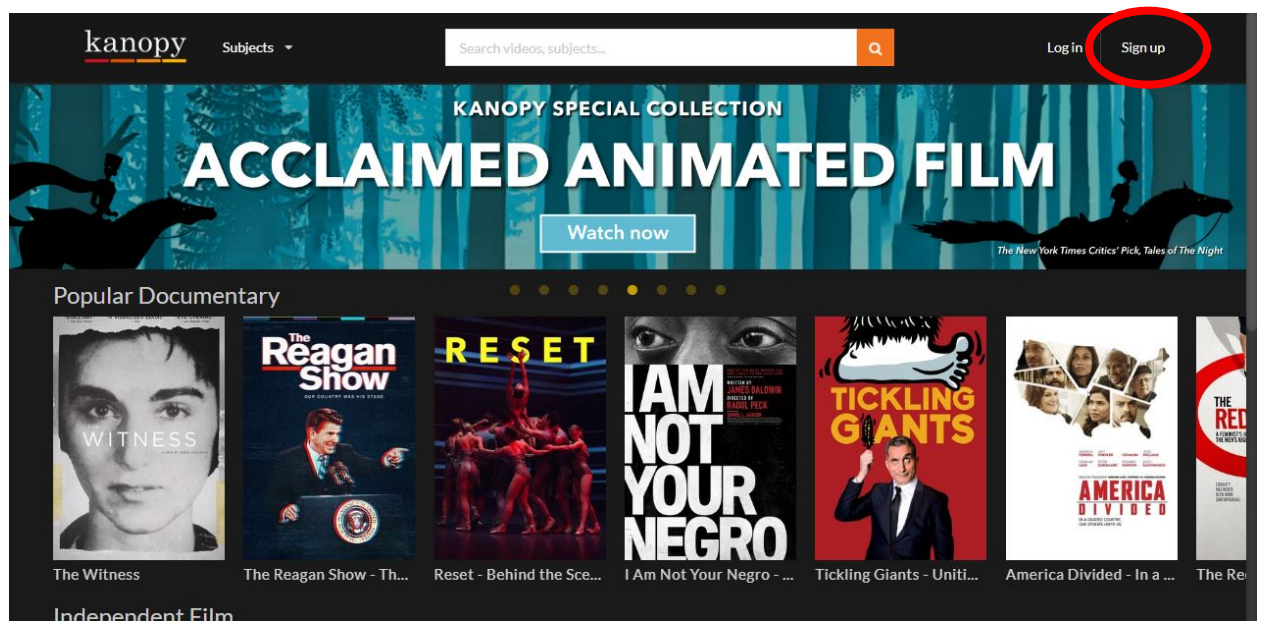
# Getting Started with Kanopy

A step by step guide

## Registration

*Kanopy requires you to create an account before using the service.*


1. Navigate to <https://metrolibrary.kanopystreaming.com/>
2. Click **Sign up** in the top righthand corner.



3. Create an account by linking Facebook, Google, or creating a new Kanopy account.

**Note:** members under 13 must have an adult's permission to register.

4. If registering a new account, you will receive an email with a verification link.
5. You will be prompted to enter your library card [add library card →](#)



The image shows the Kanopy login interface. At the top, the 'kanopy' logo is displayed in white on a dark background, with a red, orange, and yellow bar underneath. Below the logo, it says 'at Metropolitan Library System'. The login form consists of two white input fields. The first field is labeled 'Library card #' with a red asterisk. The second field is labeled 'Library password/PIN:' with a red asterisk, and it contains the text '\*MEMBER LAST NAME\*'. Below the fields is an orange 'Save' button.

Due to the nature of pay-per-use, creating an account allows for **6** film checkouts **per month**. Once a film is checked out it can be viewed any number of times for the next **3 days**. The film allotment resets on the 1<sup>st</sup> of the month.

## Checking Out

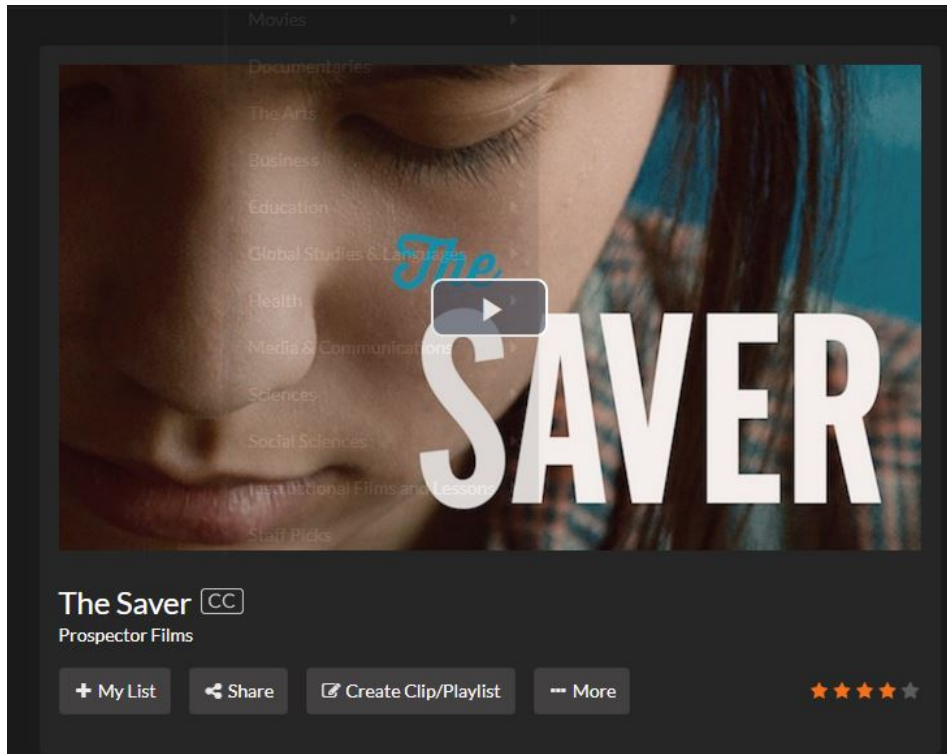
*Checking out a film is as easy as clicking "Watch"!*

Films can be checked out in two places.

1. From the browse film screen by clicking **Watch** at the bottom of the film box.



2. By clicking into the title to get a full film description and clicking the **Play** button in the center of the screen.



## Films and Accounts

### What can I do with these films?

- Host a movie night (all films come with performance rights)
- Add to Playlists for storing films to watch later
- Share, create a clip, read the transcript, turn on Closed Captions, comment on the film, and rate the film

### What can I do on my account?

- View your Dashboard
- See how many films you have remaining for the month
- Access your playlists/watchlists, viewing history, and get recommended videos
- You can also customize your profile with an avatar